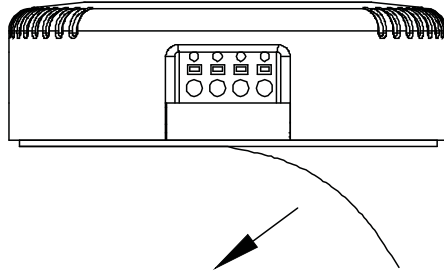
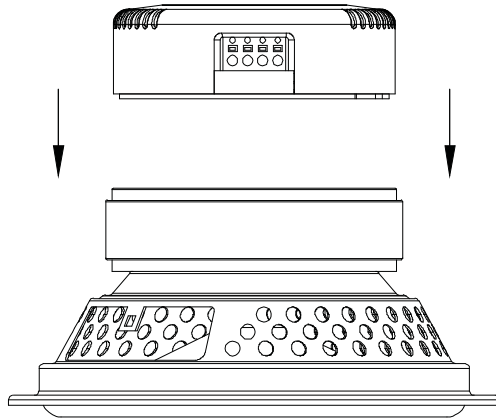


INSTALL ON THE SPEAKER

Step 1: remove paper



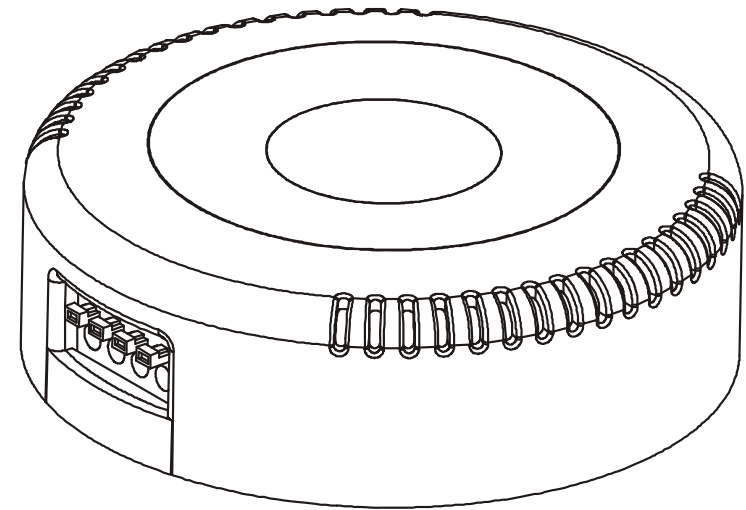
Step 2: adhere to the back of speaker



Bluewave Audio Module

BTA-1000

20 Watt RMS Amplifier Module
with Bluetooth Receiver
and High Level Input

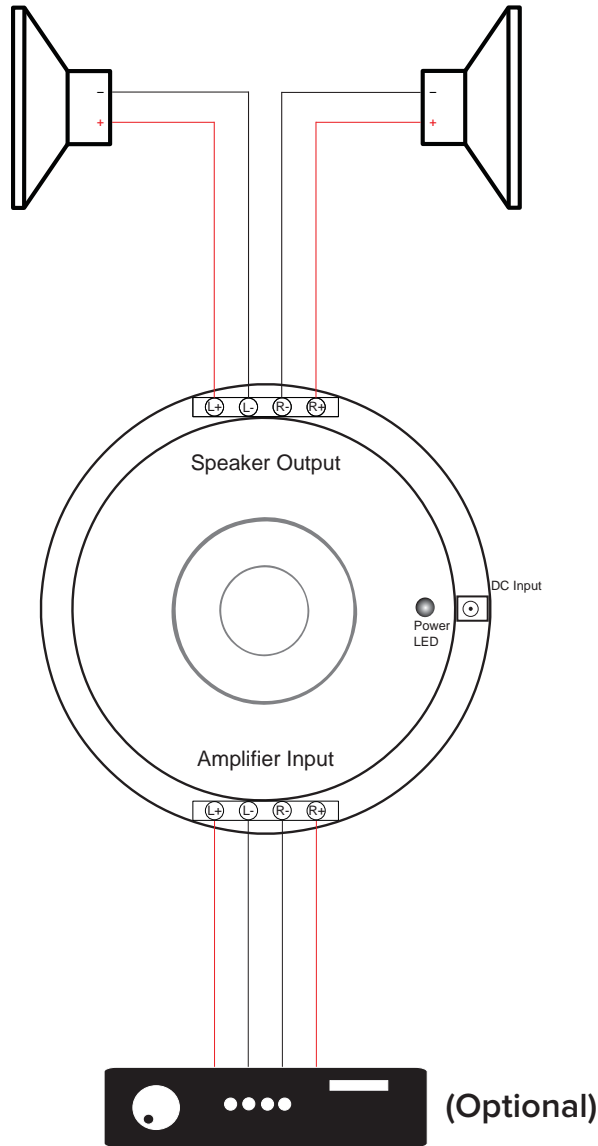


WARRANTY

Vcomm Pty Ltd states that the warrant that the customer can rely on is that provided by the manufacturer. In the event of any warranty claim please contact us and we will forward it to the manufacturer. The manufacturer will then determine the extent of their liability. This expressly negates, to the extent possible by Australian law, any warranty reliance on Vcomm Pty Ltd.

Bluetooth  

Installation Diagram



Bluetooth Pairing Instructions

1. A blue LED inside the case will illuminate when power is applied to the DC socket via the supplied AC adaptor.
2. To pair with the Bluewave module, initiate a search for new bluetooth devices on your source device and select "Bluewave Audio".
3. When successfully paired an audible confirmation will be heard through the speakers.
4. An external amplifier can also be connected for an additional audio input. Connect to the amplifier input terminals as shown in the diagram. This will allow music playback when Bluetooth is not paired.
5. Whenever Bluetooth is paired and music is played the external amplifier input is automatically disconnected.
6. If Bluetooth is paired and music is paused or stopped from your Bluetooth device, the Bluewave module will automatically switch to play the music from the amplifier input.

TROUBLESHOOTING

My music is not coming out of the stereo speakers:

- Ensure the volume on your iPad, iPhone, iPod touch or other Bluetooth enabled device is set to a suitable level.
- Ensure all connections are correct and firmly connected to the BTA-1000.
- Ensure your iPad, iPhone, iPod touch or other Bluetooth enabled device is within the 10m* range of the Amplifier.

Music Suddenly Stops playing:

- Ensure your Bluetooth device is within the 10m* range of the Amplifier.

This is a class A product. In a domestic environment this product may cause radio interference in which case the user may be required to take adequate measures.

** The communication range quoted is calculated based on an unobstructed line of sight test under optimum conditions. Actual range will vary depending on conditions, and is often less than the maximum possible. Your actual range will be limited by several factors including, but not limited to, electromagnetic interference and obstructions.